

**El Paso Independent School District**  
**Stanton Elementary School**  
**2023-2024 Campus Improvement Plan**



# Mission Statement

Stanton Stallions are committed to preparing students academically and socially to be college and career ready.

## Vision

Stanton Success...

All Students...

All Standards...

## Value Statement

### Stanton Stallion Creed

We are Stallions!

We are Responsible and Respectful.

We are all equal.

We will treat others the way we would like to be treated.

We will always strive for excellence.

We will succeed.

We will attend college.

We will attend graduate school.

We will pursue our aspirations and contribute to the world.

# Table of Contents

- Comprehensive Needs Assessment 4
- L1 Whole Child (Culture & Climate) 4
- L2 Academic Excellence (Curriculum, Instruction, Assessment) 4
- L2 Academic Excellence (Student Achievement) 5
- L3 Destination District (Staff Recruitment, Retention & Prof. Dev) 6
- L3 Destination District (Perceptions, Facilities, Programs, Technology) 7
- L4 Culture of Accountability (Parent & Community Engagement) 8
- L5 Equity by Design (Demographics) 9
- Prioritized Needs 10
- Comprehensive Needs Assessment Data Documentation 11
- Goals 13
- Goal 1: WHOLE CHILD DEVELOPMENT Stanton Elementary School fosters learning environments for the whole child to thrive. 14
- Goal 2: ACADEMIC EXCELLENCE Stanton Elementary empowers all learners to excel in current and future pursuits. 18
- Goal 3: DESTINATION DISTRICT Stanton Elementary solidifies its position as El Paso's destination district. 24
- Goal 4: CULTURE OF ACCOUNTABILITY Stanton Elementary cultivates a culture of transparency, care, and service. 27
- Goal 5: EQUITY BY DESIGN Stanton Elementary champions a targeted approach to universal access and system equity. 30
- Campus Funding Summary 31

# Comprehensive Needs Assessment

## L1 Whole Child (Culture & Climate)

### L1 Whole Child (Culture & Climate) Summary

Stanton Elementary has a few extra curricular activities, including Robotics and Reading Club; however, they are geared towards upper grades only. This year, we had 13 students in Robotics, which we are hoping will grow next year, being that it was our first year with the program and 7 reading club members. In regards to discipline, we did not have an established PBIS program before new Principal began in January, but that changed immediately in January and we implemented PBIS with fidelity the remainder of the school year. Discipline data shows 8 ISS days, 15 OSS days, and 0 disciplinary removals. Our counselor caseload is 1:393.

### L1 Whole Child (Culture & Climate) Strengths

One strength is that we were able to establish a Robotics club and reading club for our upper grade levels. Another strength is that we were able to establish our PBIS committee and implement it with fidelity, including monthly meetings (at a minimum), monthly PBIS celebrations for students, and the reinforcement of our core values.

### Prioritized Needs Identifying L1 Whole Child (Culture & Climate) Needs

**Prioritized Need 1 (Prioritized):** Increase opportunities for students to participate in activities. **Root Cause:** Stanton had a difficult time recruiting sponsors and many students had to attend after school tutoring.

## **L2 Academic Excellence (Curriculum, Instruction, Assessment)**

### **L2 Academic Excellence (Curriculum, Instruction, Assessment) Summary**

In 2022-2023 Stanton Elementary did not implement Lesson Plan Alignment with fidelity.

### **L2 Academic Excellence (Curriculum, Instruction, Assessment) Strengths**

Although Lesson Plan Alignment wasn't implement with fidelity, teachers took the initiative to meet and plan their lessons in their grade levels.

### **Prioritized Needs Identifying L2 Academic Excellence (Curriculum, Instruction, Assessment) Needs**

**Prioritized Need 1 (Prioritized):** Implement internalization protocols in PLCs to ensure lesson plan alignment. **Root Cause:** Access was limited to only the principal.

**Prioritized Need 2:** Consistent walkthroughs and timely feedback will be done with fidelity. **Root Cause:** The school faced an unforeseen circumstance with the loss of the principal, which impacted the ability to complete consistent walkthroughs and timely feedback.

## L2 Academic Excellence (Student Achievement)

### L2 Academic Excellence (Student Achievement) Summary

In 2022-2023 Stanton's Domain 1 Student Achievement STAAR results were 35%.

3rd grade students that scored "Meets" Grade level or above on STAAR reading was 35%

3rd grade students that scored "Meets" grade level or above on STAAR math was 21%

### L2 Academic Excellence (Student Achievement) Strengths

Overall, reading was our highest performing subject at Approaches (75%) and Meets (38%) .

### Prioritized Needs Identifying L2 Academic Excellence (Student Achievement) Needs

**Prioritized Need 1 (Prioritized):** Stanton will focus efforts to quality Tier I instruction to increase performance in Meets and Masters across grade levels and subjects. **Root Cause:** The school faced an unforeseen circumstance with the loss of the principal, which impacted the ability to complete consistent walkthroughs and timely feedback in Tier I instruction.

**Prioritized Need 2 (Prioritized):** Stanton will vertically support science and commit to fill learning gaps by providing explicit and hands on learning opportunities for all students. **Root Cause:** Science was not an area of focus last year, and materials were limited.

## **L3 Destination District (Staff Recruitment, Retention & Prof. Dev)**

### **L3 Destination District (Staff Recruitment, Retention & Prof. Dev) Summary**

In 2022-2023, Stanton Elementary faced many challenges and leadership team did not focus on ensuring that T-Tess best practices were implemented in the classrooms.

### **L3 Destination District (Staff Recruitment, Retention & Prof. Dev) Strengths**

Stanton Elementary Dual Language teachers in all grade levels are Bilingual certified.

### **Prioritized Needs Identifying L3 Destination District (Staff Recruitment, Retention & Prof. Dev) Needs**

**Prioritized Need 1:** Align TTESS practices and coach teachers on implementation of descriptors to refine their teaching practices and increase student achievement. **Root Cause:** The school faced an unforeseen circumstance with the loss of the principal, which impacted the ability to observe teachers and provide coaching and support to increase student achievement.

## **L3 Destination District (Perceptions, Facilities, Programs, Technology)**

### **L3 Destination District (Perceptions, Facilities, Programs, Technology) Summary**

Stanton was built in 1959 and is an aging facility. The structure is not conducive to modern-day technologies, such as internet wiring, wireless capability, the growing demand for electrical outlets in all classrooms. As far as technology, all students are issued a device, which creates a need for more bandwidth. Stanton was equipped Stanton is currently serving 380 students in General Education, Dual Language, and Special Education (self contained ECSE, Resource, and Co-Teach) settings. We also have a DRD program for students with dyslexia.

### **L3 Destination District (Perceptions, Facilities, Programs, Technology) Strengths**

Stanton is equipped with a brand new computer lab with up to date software to help support issues that arise with student devices.

### **Prioritized Needs Identifying L3 Destination District (Perceptions, Facilities, Programs, Technology) Needs**

**Prioritized Need 1:** Turnaround for devices needing repairs. **Root Cause:** EPISD has a shortage of IT personnel.

**Prioritized Need 2:** Stanton needs to develop an improved system for issuing devices, keeping track of repairs, and issuing loaners. **Root Cause:** No system was in place.



## **L4 Culture of Accountability (Parent & Community Engagement)**

### **L4 Culture of Accountability (Parent & Community Engagement) Summary**

Stanton Elementary's cumulative attendance rate was 95.64%

Stanton was 100% in compliance with all Title I events and 2-way communication plan was established throughout the year.

### **L4 Culture of Accountability (Parent & Community Engagement) Strengths**

Stanton's compliance with Title I requirements was a strength last year.

### **Prioritized Needs Identifying L4 Culture of Accountability (Parent & Community Engagement) Needs**

**Prioritized Need 1:** Create more opportunities for families, parents, community members to come to Stanton and participate in the children's education and build community. **Root Cause:** Events for parents and the community were not planned and carried out consistently throughout the year.

## L5 Equity by Design (Demographics)

### L5 Equity by Design (Demographics) Summary

Stanton Elementary will foster equitable access to opportunities and eliminating barriers as measured by a reduction in the percentage of long-term Emergent Bilinguals Achieving Beg/Int on TELPAS Composite from 39% to 34% as well as reduce the number of Emergent Bilingual Achieving Beginning on TELPAS reading from 21% to 16%.

### L5 Equity by Design (Demographics) Strengths

Stanton Elementary's percentage of students that progressed one or more proficiency levels is at 39%, which exceeds the district's percentage of 25%.

### Prioritized Needs Identifying L5 Equity by Design (Demographics) Needs

**Prioritized Need 1 (Prioritized):** Reduce the number of students scoring Beginning and Intermediate in the writing component of TELPAS. **Root Cause:** Students did not practice the writing portion of TELPAS on the computer as we transitioned from writing collections to writing being tested online.

# Prioritized Needs

**Prioritized Need 1:** Increase opportunities for students to participate in activities.

**Root Cause 1:** Stanton had a difficult time recruiting sponsors and many students had to attend after school tutoring.

**Prioritized Need 1 Areas:** L1 Whole Child (Culture & Climate)

**Prioritized Need 2:** Implement internalization protocols in PLCs to ensure lesson plan alignment.

**Root Cause 2:** Access was limited to only the principal.

**Prioritized Need 2 Areas:** L2 Academic Excellence (Curriculum, Instruction, Assessment)

**Prioritized Need 3:** Reduce the number of students scoring Beginning and Intermediate in the writing component of TELPAS.

**Root Cause 3:** Students did not practice the writing portion of TELPAS on the computer as we transitioned from writing collections to writing being tested online.

**Prioritized Need 3 Areas:** L5 Equity by Design (Demographics)

**Prioritized Need 4:** Stanton will vertically support science and commit to fill learning gaps by providing explicit and hands on learning opportunities for all students.

**Root Cause 4:** Science was not an area of focus last year, and materials were limited.

**Prioritized Need 4 Areas:** L2 Academic Excellence (Student Achievement)

**Prioritized Need 5:** Stanton will focus efforts to quality Tier I instruction to increase performance in Meets and Masters across grade levels and subjects.

**Root Cause 5:** The school faced an unforeseen circumstance with the loss of the principal, which impacted the ability to complete consistent walkthroughs and timely feedback in Tier I instruction.

**Prioritized Need 5 Areas:** L2 Academic Excellence (Student Achievement)

# Comprehensive Needs Assessment Data Documentation

The following data were used to verify the comprehensive needs assessment analysis:

## Improvement Planning Data

- District goals
- Campus goals

## Accountability Data

- Student Achievement Domain
- Student Progress Domain
- Closing the Gaps Domain
- Effective Schools Framework data
- Federal Report Card and accountability data

## Student Data: Assessments

- State and federally required assessment information
- STAAR End-of-Course current and longitudinal results, including all versions
- STAAR Emergent Bilingual (EB) progress measure data
- Texas English Language Proficiency Assessment System (TELPAS) and TELPAS Alternate results
- Local diagnostic reading assessment data
- Local benchmark or common assessments data
- Texas approved PreK - 2nd grade assessment data
- Texas approved Prekindergarten and Kindergarten assessment data
- State-developed online interim assessments
- Grades that measure student performance based on the TEKS

## Student Data: Student Groups

- Economically disadvantaged / Non-economically disadvantaged performance and participation data
- Special education/non-special education population including discipline, progress and participation data
- At-risk/non-at-risk population including performance, progress, discipline, attendance, and mobility data
- Emergent Bilingual (EB) /non-EB data, including academic achievement, progress, support and accommodation needs, race, ethnicity, gender etc.
- Section 504 data
- Homeless data
- Gifted and talented data
- Dyslexia data
- Response to Intervention (RtI) student achievement data

## Student Data: Behavior and Other Indicators

- Attendance data
- Student surveys and/or other feedback

## Employee Data

- Professional learning communities (PLC) data
- Staff surveys and/or other feedback
- State certified and high quality staff data
- T-TESS data
- T-PESS data

**Parent/Community Data**

- Parent surveys and/or other feedback
- Community surveys and/or other feedback

**Support Systems and Other Data**





- Budgets/entitlements and expenditures data

# Goals

**Goal 1:** WHOLE CHILD DEVELOPMENT Stanton Elementary School fosters learning environments for the whole child to thrive.

**Performance Objective 1:** By June 2024, Stanton will create a culture where each student is supported by caring adults as measured by an Employee, student, and parent culture climate survey.





**Evaluation Data Sources:** CK-12 Survey

Strategy 1 Details	Reviews			
<b>Strategy 1:</b> Implement PBIS & SEL activities, protocols, and goals to create a culture of motivation for employees and students. <b>Strategy's Expected Result/Impact:</b> Decrease in disciplinary issues, positive student community, increase in self confidence, increase in staff morale. <b>Staff Responsible for Monitoring:</b> PBIS Committee (now CCCT).	<b>Formative</b>			<b>Summative</b>
	<b>Oct</b>	<b>Jan</b>	<b>Mar</b>	<b>June</b>
Strategy 2 Details	Reviews			
<b>Strategy 2:</b> Implement check-in system for students to feel validated and cared for. <b>Strategy's Expected Result/Impact:</b> Students will feel safe and cared for at Stanton. <b>Staff Responsible for Monitoring:</b> All faculty and staff	<b>Formative</b>			<b>Summative</b>
	<b>Oct</b>	<b>Jan</b>	<b>Mar</b>	<b>June</b>
<div style="display: flex; justify-content: space-around; align-items: center;"> <div style="text-align: center;">  No Progress         </div> <div style="text-align: center;">  Accomplished         </div> <div style="text-align: center;">  Continue/Modify         </div> <div style="text-align: center;">  Discontinue         </div> </div>				

**Goal 1: WHOLE CHILD DEVELOPMENT** Stanton Elementary School fosters learning environments for the whole child to thrive.

**Performance Objective 2:** By June 2024, Stanton Elementary will increase opportunities for PK-5 grade student participation in extra-curricular, co-curricular activities at all levels.

**Evaluation Data Sources:** Survey results

Strategy 1 Details	Reviews			
<b>Strategy 1:</b> Recruit teacher volunteers to sponsor clubs/extracurricular activities. <b>Strategy's Expected Result/Impact:</b> To have additional volunteers support student activities <b>Staff Responsible for Monitoring:</b> Assistant Principal  <b>Prioritized Needs:</b> L1 Whole Child (Culture & Climate) 1	Formative			Summative
	Oct	Jan	Mar	June
Strategy 2 Details	Reviews			
<b>Strategy 2:</b> Recruit students to join clubs/extracurricular activities.	Formative			Summative
	Oct	Jan	Mar	June
<div style="display: flex; justify-content: space-around; align-items: center;"> <span> No Progress</span> <span> Accomplished</span> <span> Continue/Modify</span> <span> Discontinue</span> </div>				





**Performance Objective 2 Prioritized Needs:**

<b>L1 Whole Child (Culture &amp; Climate)</b>
<b>Prioritized Need 1:</b> Increase opportunities for students to participate in activities. <b>Root Cause:</b> Stanton had a difficult time recruiting sponsors and many students had to attend after school tutoring.

**Goal 1: WHOLE CHILD DEVELOPMENT** Stanton Elementary School fosters learning environments for the whole child to thrive.

**Performance Objective 3:** By June 2024, Stanton Elementary will create an integrated system of school supports, extended learning opportunities and community partnerships by increasing extended PK - 5 extended learning opportunities.

**Evaluation Data Sources:** District tracking tool

Strategy 1 Details	Reviews			
Strategy 1: Continue partnership with Parks & Recreation for after school program.	Formative			Summative
	Oct	Jan	Mar	June
Strategy 2 Details	Reviews			
Strategy 2: Increase opportunities for student activities by 1-3 new activities (ex: folklorico group)	Formative			Summative
	Oct	Jan	Mar	June
Strategy 3 Details	Reviews			
Strategy 3: Continue partnership with Community Youth Development for 5th grade mentorship.	Formative			Summative
	Oct	Jan	Mar	June
Strategy 4 Details	Reviews			
Strategy 4: Secure partnership with military forces to create military partners in education and mentorship initiatives. <b>Strategy's Expected Result/Impact:</b> Increase student involvement in school activities, increased student community involvement and motivation. <b>Staff Responsible for Monitoring:</b> Social worker  <b>Prioritized Needs:</b> L1 Whole Child (Culture & Climate) 1	Formative			Summative
	Oct	Jan	Mar	June
 No Progress  Accomplished  Continue/Modify  Discontinue				





**Performance Objective 3 Prioritized Needs:**

L1 Whole Child (Culture & Climate)
<b>Prioritized Need 1:</b> Increase opportunities for students to participate in activities. <b>Root Cause:</b> Stanton had a difficult time recruiting sponsors and many students had to attend after school tutoring.







**Goal 1: WHOLE CHILD DEVELOPMENT** Stanton Elementary School fosters learning environments for the whole child to thrive.

**Performance Objective 4:** By June 2024, Stanton ES will build mindsets, healthy habits, and skills that strengthen students' social, emotional and academic competence by ensuring Principal and academic support team PBIS/SEL fidelity walkthrough data meets all established percentages for schoolwide behavior expectations, classrooms procedures and instruction, and student and staff awareness in classrooms.

Strategy 1 Details	Reviews			
<b>Strategy 1:</b> Counselor core lessons will align with core values, district expectations, and campus needs. <b>Strategy's Expected Result/Impact:</b> Students will build healthy habits and mindsets. <b>Staff Responsible for Monitoring:</b> Counselor, admin	Formative			Summative
	Oct	Jan	Mar	June
<div style="display: flex; justify-content: space-around; align-items: center;"> <span> No Progress</span> <span> Accomplished</span> <span> Continue/Modify</span> <span> Discontinue</span> </div>				

**Goal 1: WHOLE CHILD DEVELOPMENT** Stanton Elementary School fosters learning environments for the whole child to thrive.

**Performance Objective 5:** By June 2024, Stanton Elementary will implement meaningful, engaging practices that develop students' ability to manage and own their behavior as measured by Reduction of all ISS, OSS, Disciplinary Removal for all student groups.





Strategy 1 Details	Reviews			
<p><b>Strategy 1:</b> Monthly PBIS activities for students to participate in as a reward for desired behaviors and following our PBIS core values.  <b>Strategy's Expected Result/Impact:</b> Decrease in student disciplinary issues.  <b>Staff Responsible for Monitoring:</b> PBIS team</p>	Formative			Summative
	Oct	Jan	Mar	June
Strategy 2 Details	Reviews			
<p><b>Strategy 2:</b> Implement the use of student reflection forms for undesired behaviors and corrective feedback.  <b>Strategy's Expected Result/Impact:</b> Decrease undesired behaviors and create social &amp; behavioral intrinsic awareness in students.  <b>Staff Responsible for Monitoring:</b> PBIS Committee</p>	Formative			Summative
	Oct	Jan	Mar	June
Strategy 3 Details	Reviews			
<p><b>Strategy 3:</b> PBIS Stallion of the month- one student per class is nominated by teacher for exemplifying Stanton's core values throughout the month. Students are recognized and rewarded.  <b>Strategy's Expected Result/Impact:</b> Motivating students to follow our core values and be good role models for their peers.  <b>Staff Responsible for Monitoring:</b> PBIS Committee</p>	Formative			Summative
	Oct	Jan	Mar	June
<p style="text-align: center;"> <span> No Progress</span> <span> Accomplished</span> <span> Continue/Modify</span> <span> Discontinue</span> </p>				

**Goal 2: ACADEMIC EXCELLENCE** Stanton Elementary empowers all learners to excel in current and future pursuits.

**Performance Objective 1:** By June 2024, Stanton Elementary implement and follow guaranteed and viable student-centered District curriculum as measured by Principal and academic support team curriculum fidelity walkthrough data meeting all established percentages for rigor, instructional model, and scope and sequence for reading language arts, math, science, and social studies instruction in 70% of all classrooms.

**High Priority**

**Evaluation Data Sources:** District developed instrument for walkthroughs

Strategy 1 Details	Reviews			
<p><b>Strategy 1:</b> Stanton will provide teachers professional development to support their implementation of new district curriculum.</p> <p><b>Strategy's Expected Result/Impact:</b> Successful implementation of curriculum and increased student achievement.</p> <p><b>Prioritized Needs:</b> L2 Academic Excellence (Curriculum, Instruction, Assessment) 1 - L2 Academic Excellence (Student Achievement) 1, 2 - L5 Equity by Design (Demographics) 1</p>	Formative			Summative
	Oct	Jan	Mar	June
<p style="text-align: center;">  No Progress                 Accomplished                 Continue/Modify                 Discontinue         </p>				

**Performance Objective 1 Prioritized Needs:**

<b>L2 Academic Excellence (Curriculum, Instruction, Assessment)</b>
<p><b>Prioritized Need 1:</b> Implement internalization protocols in PLCs to ensure lesson plan alignment. <b>Root Cause:</b> Access was limited to only the principal.</p>
<b>L2 Academic Excellence (Student Achievement)</b>
<p><b>Prioritized Need 1:</b> Stanton will focus efforts to quality Tier I instruction to increase performance in Meets and Masters across grade levels and subjects. <b>Root Cause:</b> The school faced an unforeseen circumstance with the loss of the principal, which impacted the ability to complete consistent walkthroughs and timely feedback in Tier I instruction.</p>
<p><b>Prioritized Need 2:</b> Stanton will vertically support science and commit to fill learning gaps by providing explicit and hands on learning opportunities for all students. <b>Root Cause:</b> Science was not an area of focus last year, and materials were limited.</p>
<b>L5 Equity by Design (Demographics)</b>
<p><b>Prioritized Need 1:</b> Reduce the number of students scoring Beginning and Intermediate in the writing component of TELPAS. <b>Root Cause:</b> Students did not practice the writing portion of TELPAS on the computer as we transitioned from writing collections to writing being tested online.</p>





**Goal 2: ACADEMIC EXCELLENCE** Stanton Elementary empowers all learners to excel in current and future pursuits.

**Performance Objective 2:** By June 2024, Stanton Elementary implement and follow guaranteed and viable student-centered District curriculum as measured by Principal and academic support team dual language fidelity walkthrough data meeting all established percentages for instructional model, classroom environment and instruction, and language acquisition in 70% of all classrooms with a dual language program.

**Goal 2: ACADEMIC EXCELLENCE** Stanton Elementary empowers all learners to excel in current and future pursuits.

**Performance Objective 3:** By June 2024, Stanton Elementary will Increase student achievement outcomes as measured by an increase in Domain 1 Student Achievement STAAR results from 35% to 41%.

**High Priority**

Strategy 1 Details	Reviews			
<p><b>Strategy 1:</b> Monitoring data sources and developing individualized action plans for student growth goals.  <b>Strategy's Expected Result/Impact:</b> Increased student achievement  <b>Staff Responsible for Monitoring:</b> Teachers, CTCs, Interventionists, Admin</p> <p><b>Prioritized Needs:</b> L2 Academic Excellence (Curriculum, Instruction, Assessment) 1 - L2 Academic Excellence (Student Achievement) 1, 2 - L5 Equity by Design (Demographics) 1</p>	<b>Formative</b>			<b>Summative</b>
	<b>Oct</b>	<b>Jan</b>	<b>Mar</b>	<b>June</b>
Strategy 2 Details	Reviews			
<p><b>Strategy 2:</b> Provide more hands-on learning opportunities in Science across all grade levels.  <b>Strategy's Expected Result/Impact:</b> Vertically-aligned instruction in science and increased student achievement in science.  <b>Staff Responsible for Monitoring:</b> Teachers, CTCs, Admin</p> <p><b>Prioritized Needs:</b> L2 Academic Excellence (Student Achievement) 2</p>	<b>Formative</b>			<b>Summative</b>
	<b>Oct</b>	<b>Jan</b>	<b>Mar</b>	<b>June</b>
<div style="display: flex; justify-content: space-around; align-items: center;"> <span> No Progress</span> <span> Accomplished</span> <span> Continue/Modify</span> <span> Discontinue</span> </div>				

**Performance Objective 3 Prioritized Needs:**

L2 Academic Excellence (Curriculum, Instruction, Assessment)
<p><b>Prioritized Need 1:</b> Implement internalization protocols in PLCs to ensure lesson plan alignment. <b>Root Cause:</b> Access was limited to only the principal.</p>
L2 Academic Excellence (Student Achievement)
<p><b>Prioritized Need 1:</b> Stanton will focus efforts to quality Tier I instruction to increase performance in Meets and Masters across grade levels and subjects. <b>Root Cause:</b> The school faced an unforeseen circumstance with the loss of the principal, which impacted the ability to complete consistent walkthroughs and timely feedback in Tier I instruction.</p>
<p><b>Prioritized Need 2:</b> Stanton will vertically support science and commit to fill learning gaps by providing explicit and hands on learning opportunities for all students. <b>Root Cause:</b> Science was not an area of focus last year, and materials were limited.</p>

### L5 Equity by Design (Demographics)





**Prioritized Need 1:** Reduce the number of students scoring Beginning and Intermediate in the writing component of TELPAS. **Root Cause:** Students did not practice the writing portion of TELPAS on the computer as we transitioned from writing collections to writing being tested online.

**Goal 2: ACADEMIC EXCELLENCE** Stanton Elementary empowers all learners to excel in current and future pursuits.

**Performance Objective 4:** By June 2024, Stanton Elementary will Increase student achievement outcomes as measured by the percent of 3rd grade students that score "Meets" Grade level or above on STAAR reading will increase from 35% to 40% with all student groups meeting board approved metrics. [HB3].

**High Priority**

**HB3 Goal**

Strategy 1 Details	Reviews			
<p><b>Strategy 1:</b> Monitoring data sources, including NWEA MAPS Growth, iReady, SIPPS, 9 week assessments, and teacher data to develop individualized action plans for student growth goals in reading.</p> <p><b>Strategy's Expected Result/Impact:</b> Increase in student achievement in 3rd grade reading and filling the learning gaps.</p> <p><b>Staff Responsible for Monitoring:</b> Teachers, CTCs, Reading Interventionist</p> <p><b>Prioritized Needs:</b> L2 Academic Excellence (Student Achievement) 1</p>	Formative			Summative
	Oct	Jan	Mar	June
<p style="text-align: center;">  No Progress                 Accomplished                 Continue/Modify                 Discontinue         </p>				

**Performance Objective 4 Prioritized Needs:**





L2 Academic Excellence (Student Achievement)
<p><b>Prioritized Need 1:</b> Stanton will focus efforts to quality Tier I instruction to increase performance in Meets and Masters across grade levels and subjects. <b>Root Cause:</b> The school faced an unforeseen circumstance with the loss of the principal, which impacted the ability to complete consistent walkthroughs and timely feedback in Tier I instruction.</p>

**Goal 2: ACADEMIC EXCELLENCE** Stanton Elementary empowers all learners to excel in current and future pursuits.

**Performance Objective 5:** By June 2024, Stanton Elementary will increase student achievement outcomes as measured by the percent of 3rd grade students that score "Meets" grade level or above on STAAR math will increase from 21% to 25% with all student groups meeting board approved metrics. [HB3]

**High Priority**

**HB3 Goal**

Strategy 1 Details	Reviews			
<p><b>Strategy 1:</b> Monitoring data sources, including NWEA MAPS Growth, iReady, 9 week assessments, and teacher data to develop individualized action plans for 3rd grade student growth goals in math.</p> <p><b>Strategy's Expected Result/Impact:</b> Increase in student achievement in 3rd grade math and filling the learning gaps.</p> <p><b>Staff Responsible for Monitoring:</b> Teachers, CTCs, Math Interventionist</p> <p><b>Prioritized Needs:</b> L2 Academic Excellence (Student Achievement) 1</p>	Formative			Summative
	Oct	Jan	Mar	June
<p style="text-align: center;">  No Progress                 Accomplished                 Continue/Modify                 Discontinue         </p>				





**Performance Objective 5 Prioritized Needs:**

<b>L2 Academic Excellence (Student Achievement)</b>
<p><b>Prioritized Need 1:</b> Stanton will focus efforts to quality Tier I instruction to increase performance in Meets and Masters across grade levels and subjects. <b>Root Cause:</b> The school faced an unforeseen circumstance with the loss of the principal, which impacted the ability to complete consistent walkthroughs and timely feedback in Tier I instruction.</p>







**Goal 3:** DESTINATION DISTRICT Stanton Elementary solidifies its position as El Paso's destination district.

**Performance Objective 1:** By June 2024, Stanton Elementary will stabilize enrollment by increasing the number of new students enrolling or transferring back to Stanton by 1% from 367 to 370.

Strategy 1 Details	Reviews			
<b>Strategy 1:</b> Welcoming open door policy that is safe and inviting for parents and students. <b>Strategy's Expected Result/Impact:</b> Increase in enrollment by at least 1%. <b>Staff Responsible for Monitoring:</b> Faculty and staff	Formative			Summative
	Oct	Jan	Mar	June
<div style="display: flex; justify-content: space-around; align-items: center;"> <span> No Progress</span> <span> Accomplished</span> <span> Continue/Modify</span> <span> Discontinue</span> </div>				





**Goal 3: DESTINATION DISTRICT** Stanton Elementary solidifies its position as El Paso's destination district.

**Performance Objective 2:** By June 2024, Stanton Elementary will attract and retain top talent by implementing an employee recruiting and retention plan designed to increase filled positions on the first day of school from 91% to 93%.

Strategy 1 Details	Reviews			
<b>Strategy 1:</b> Ensuring that employees have all the tools they need to be successful by implementing onboarding procedures. <b>Strategy's Expected Result/Impact:</b> Teachers will be supported and informed as they take on their new role. <b>Staff Responsible for Monitoring:</b> Admin and CTCs	Formative			Summative
	Oct	Jan	Mar	June
Strategy 2 Details	Reviews			
<b>Strategy 2:</b> Provide ongoing targeted professional development based on campus and teacher needs. <b>Strategy's Expected Result/Impact:</b> Teachers will be equipped with the tools they need to be successful. <b>Staff Responsible for Monitoring:</b> Admin and CTCs	Formative			Summative
	Oct	Jan	Mar	June
<div style="display: flex; justify-content: space-around; align-items: center;"> <span> No Progress</span> <span> Accomplished</span> <span> Continue/Modify</span> <span> Discontinue</span> </div>				

**Goal 3: DESTINATION DISTRICT** Stanton Elementary solidifies its position as El Paso's destination district.





**Performance Objective 3:** By June 2024, Stanton Elementary will expand the integration of 21st century learning and innovation skills by developing and implementing an instructional technology campus support plan.

Strategy 1 Details	Reviews			
<b>Strategy 1:</b> Provide professional development for faculty and staff upon Promethean installation. <b>Strategy's Expected Result/Impact:</b> To improve delivery of Tier 1 instruction. <b>Staff Responsible for Monitoring:</b> Faculty and staff	Formative			Summative
	Oct	Jan	Mar	June
Strategy 2 Details	Reviews			
<b>Strategy 2:</b> Implement campus wide student device tracking system for issuing and repairing. <b>Strategy's Expected Result/Impact:</b> All students will have access to functioning updated devices. <b>Staff Responsible for Monitoring:</b> Admin and CTCs	Formative			Summative
	Oct	Jan	Mar	June
<div style="display: flex; justify-content: space-around; align-items: center;"> <div style="text-align: center;">  0% No Progress         </div> <div style="text-align: center;">  100% Accomplished         </div> <div style="text-align: center;">  Continue/Modify         </div> <div style="text-align: center;">  Discontinue         </div> </div>				

**Goal 4: CULTURE OF ACCOUNTABILITY** Stanton Elementary cultivates a culture of transparency, care, and service.





**Performance Objective 1:** By June 2024, Stanton Elementary will foster a welcoming and safe environment where all students feel supported resulting in an increase student attendance rate from 95.64% to 96%

**Evaluation Data Sources:** Cumulative attendance rate

Strategy 1 Details	Reviews			
<p><b>Strategy 1:</b> Provide resources to increase attendance and promote positive outcomes of student accountability for their part in attending consistently.</p> <p><b>Strategy's Expected Result/Impact:</b> Increased attendance rates and decrease number of tardies</p> <p><b>Staff Responsible for Monitoring:</b> Counselor and Social worker</p> <p><b>Title I:</b> 2.5</p> <p><b>Funding Sources:</b> Supplies for PBIS/SEL workshop such as trinkets, pencils, snacks, etc. - 211 ESEA Title I Part A (Campus) - \$1,000</p>	<b>Formative</b>			<b>Summative</b>
	<b>Oct</b>	<b>Jan</b>	<b>Mar</b>	<b>June</b>
Strategy 2 Details	Reviews			
<p><b>Strategy 2:</b> Students will redeem Stallion Bucks at the Hoofs Up Stallion Mart to increase attendance, decrease tardies and promote positive behavior.</p> <p><b>Strategy's Expected Result/Impact:</b> Decrease absences, tardies and disciplinary occurrences.</p> <p><b>Staff Responsible for Monitoring:</b> PBIS, Admin, and Faculty and Staff</p>	<b>Formative</b>			<b>Summative</b>
	<b>Oct</b>	<b>Jan</b>	<b>Mar</b>	<b>June</b>
Strategy 3 Details	Reviews			
<p><b>Strategy 3:</b> Students without Reflection Forms will participate in PBIS monthly special events during PE time.</p> <p><b>Strategy's Expected Result/Impact:</b> Attend school every day and demonstrate core values.</p> <p><b>Staff Responsible for Monitoring:</b> PBIS, Admin, and Faculty and Staff</p>	<b>Formative</b>			<b>Summative</b>
	<b>Oct</b>	<b>Jan</b>	<b>Mar</b>	<b>June</b>
<div style="display: flex; justify-content: space-around; align-items: center;"> <div style="text-align: center;">  No Progress         </div> <div style="text-align: center;">  Accomplished         </div> <div style="text-align: center;">  Continue/Modify         </div> <div style="text-align: center;">  Discontinue         </div> </div>				





**Goal 4: CULTURE OF ACCOUNTABILITY** Stanton Elementary cultivates a culture of transparency, care, and service.

**Performance Objective 2:** By June 2024, Stanton Elementary will foster a welcoming and safe environment where all families and communities feel supported as well as increase the level of accountability by ensuring our campus offers all required community events.

Strategy 1 Details	Reviews			
<p><b>Strategy 1:</b> Stanton will host family and community engagement opportunities throughout the year such as Open House, Fall and Winter Festival.</p> <p><b>Strategy's Expected Result/Impact:</b> Build relationships between the campus and the community.</p> <p><b>Staff Responsible for Monitoring:</b> Admin, Faculty and staff</p>	Formative			Summative
	Oct	Jan	Mar	June
Strategy 2 Details	Reviews			
<p><b>Strategy 2:</b> Stanton is providing Military Partnerships to build positive relationships and serve as role models for the students.</p> <p><b>Strategy's Expected Result/Impact:</b> Students will be provided with mentorship opportunities and one-on-one guidance.</p> <p><b>Staff Responsible for Monitoring:</b> Admin and Social Worker</p>	Formative			Summative
	Oct	Jan	Mar	June
Strategy 3 Details	Reviews			
<p><b>Strategy 3:</b> Stanton will provide opportunities for parents/guardians to participate in social events which emphasize strong community building such as Mom's and Dad's Classroom Visits, Coffee with the Principal, Food Pantry and Grade Level Socials.</p> <p><b>Strategy's Expected Result/Impact:</b> Increase parent involvement.</p> <p><b>Staff Responsible for Monitoring:</b> Admin and Social Worker</p>	Formative			Summative
	Oct	Jan	Mar	June
Strategy 4 Details	Reviews			
<p><b>Strategy 4:</b> Continue partnership with Community Youth Development for 5th grade.</p> <p><b>Strategy's Expected Result/Impact:</b> Foster positive youth development and build healthy families and communities.</p> <p><b>Staff Responsible for Monitoring:</b> Social Worker</p>	Formative			Summative
	Oct	Jan	Mar	June
Strategy 5 Details	Reviews			
<p><b>Strategy 5:</b> Continue partnership with After School Program provided by El Paso Parks and Recreation.</p> <p><b>Strategy's Expected Result/Impact:</b> Provides affordable and reliable after school care for students.</p> <p><b>Staff Responsible for Monitoring:</b> Admin</p>	Formative			Summative
	Oct	Jan	Mar	June
<div style="display: flex; justify-content: space-around; align-items: center;"> <div style="text-align: center;">  No Progress         </div> <div style="text-align: center;">  Accomplished         </div> <div style="text-align: center;">  Continue/Modify         </div> <div style="text-align: center;">  Discontinue         </div> </div>				

**Goal 4: CULTURE OF ACCOUNTABILITY** Stanton Elementary cultivates a culture of transparency, care, and service.





**Performance Objective 3:** By June 2024, Stanton Elementary will implement a two-way communication plan designed to increase the number and quality of opportunities to engage, inform, train, and gather input from family and community stakeholders as measured on Thought Exchange (3 times per year with 40% response rate) and Let's Talk Platform (customer satisfaction rating from 7.8 to 9 and response rate from 10.5 days to 3 days).

Strategy 1 Details	Reviews			
<b>Strategy 1:</b> Stanton will continue to use Class Dojo as our platform for two-way communication. <b>Strategy's Expected Result/Impact:</b> Parent awareness of campus and district events. <b>Staff Responsible for Monitoring:</b> Faculty and Staff	Formative			Summative
	Oct	Jan	Mar	June
<div style="display: flex; justify-content: space-around; align-items: center;"> <span> No Progress</span> <span> Accomplished</span> <span> Continue/Modify</span> <span> Discontinue</span> </div>				

**Goal 5: EQUITY BY DESIGN** Stanton Elementary champions a targeted approach to universal access and system equity.

**Performance Objective 1:** By June 2024, Stanton Elementary will foster equitable access to opportunities and eliminating barriers as measured by a reduction in the percentage of long-term Emergent Bilinguals Achieving Beg/Int on TELPAS Composite from 39% to 34% as well as reduce the number of Emergent Bilingual Achieving Beginning on TELPAS reading from 21% to 16%.

**Evaluation Data Sources:** TELPAS reports

Strategy 1 Details	Reviews			
<p><b>Strategy 1:</b> EB students will have multiple opportunities to practice listening, speaking and writing on the testing platform prior to TELPAS testing.</p> <p><b>Strategy's Expected Result/Impact:</b> EB students will be prepared and familiar with all components of TELPAS.</p> <p><b>Staff Responsible for Monitoring:</b> Teachers, CTCs</p> <p><b>Prioritized Needs:</b> L5 Equity by Design (Demographics) 1</p>	Formative			Summative
	Oct	Jan	Mar	June
Strategy 2 Details	Reviews			
<p><b>Strategy 2:</b> Implement the DL model in the DL classes with fidelity by using visuals, scaffolds, and bridging.</p> <p><b>Strategy's Expected Result/Impact:</b> Increase acquisition of students' second language.</p> <p><b>Staff Responsible for Monitoring:</b> Teachers and Admin</p> <p><b>Prioritized Needs:</b> L5 Equity by Design (Demographics) 1</p>	Formative			Summative
	Oct	Jan	Mar	June
<p style="text-align: center;"> <span> No Progress</span> <span> Accomplished</span> <span> Continue/Modify</span> <span> Discontinue</span> </p>				

**Performance Objective 1 Prioritized Needs:**

<b>L5 Equity by Design (Demographics)</b>
<p><b>Prioritized Need 1:</b> Reduce the number of students scoring Beginning and Intermediate in the writing component of TELPAS. <b>Root Cause:</b> Students did not practice the writing portion of TELPAS on the computer as we transitioned from writing collections to writing being tested online.</p>

# Campus Funding Summary

185 SCE (Campus)					
Goal	Objective	Strategy	Resources Needed	Account Code	Amount
					\$0.00
<b>Sub-Total</b>					\$0.00
<b>Budgeted Fund Source Amount</b>					\$14,600.00
<b>+/- Difference</b>					\$14,600.00
211 ESEA Title I Part A (Campus)					
Goal	Objective	Strategy	Resources Needed	Account Code	Amount
4	1	1	Supplies for PBIS/SEL workshop such as trinkets, pencils, snacks, etc.		\$1,000.00
<b>Sub-Total</b>					\$1,000.00
<b>Budgeted Fund Source Amount</b>					\$36,100.00
<b>+/- Difference</b>					\$35,100.00
<b>Grand Total Budgeted</b>					\$50,700.00
<b>Grand Total Spent</b>					\$1,000.00
<b>+/- Difference</b>					\$49,700.00