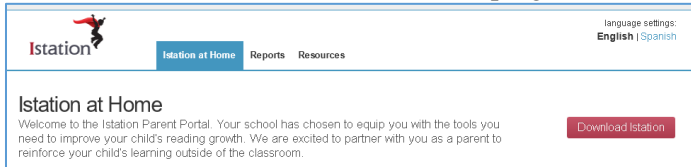


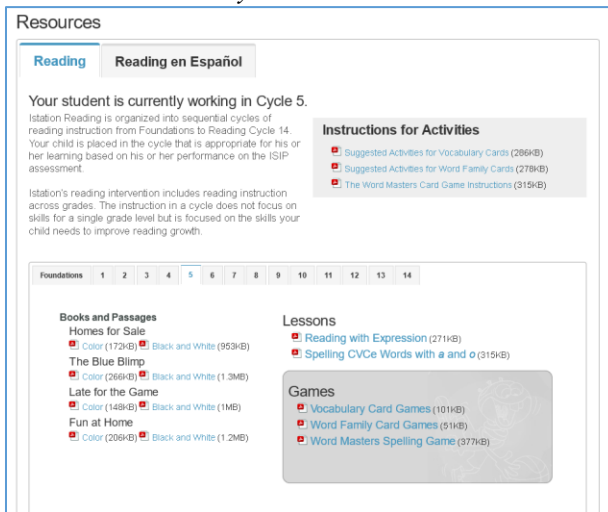
- **Accessing the Parent Portal**

- Parents will go to [www.istation.com](http://www.istation.com) and sign in using their child's username and password
- Parents will have access to download the program and change the language settings from the Home page



- **Resources available: Istation Reading and Reading en Espanol**

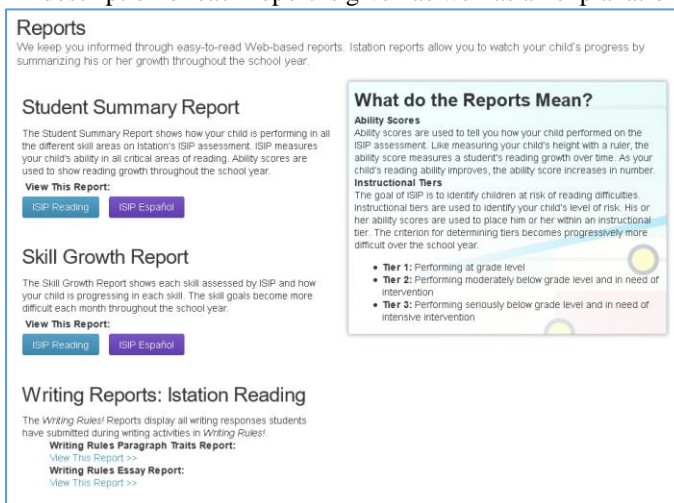
- Printable, “parent friendly” instructions for activities, books, passages, lessons, and games by cycle\*  
\*The child's current cycle is listed on the “Istation at Home” tab and the top portion of the Resources tab.



- **Reports available: Istation Reading and Reading en Espanol**

- Student Summary Handout, Skill Growth and Writing Rules Report\*

\*A description of each report is given as well as an explanation of the Ability Scores and Tiers



- **Benefits:**

- Parents can monitor performance and track progress while getting involved with instruction
- Parent resources can be used as family activities or one on one
- Teachers can advertise Parent Portal during family nights and discuss personalized resources available for extending instruction beyond the school day

- The Usage Trend Report now has a “Table” feature in the Format section that provides the ability to view total minutes by month for each child at the classroom level or average minutes by month for classrooms and campuses at the district level. You can select specific tiers to track usage as well.

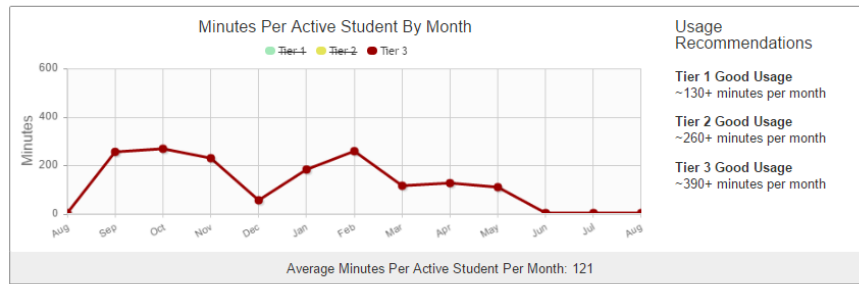
## Usage Trend Report

Istation Reading results for **2nd Grade - 12**

at Thomas Jefferson Elementary - 2014/2015 School Year, School and Home

[Edit Report](#) [Save Report](#) [Print](#)

### 2nd Grade - 12



Student	Tier	Aug	Sep	Oct	Nov	Dec	Jan	Feb	Mar	Apr	May	Jun	Jul
Denarius	3		314	299	207	45	265	308	110	135	116		
Eileen	3		325	352	315	111	203	355	159	148	112		
Gabriel	3		224	326	296	36	210	303	135	126	102		
Mackenzie	3		148	86	89	21	42	56	49	89	99		
<b>Average Per Active Student:</b>			253	266	227	53	180	256	113	124	107		

Partial minutes are rounded to nearest whole minute. To ensure integrity of weekly usage reporting, usage data is aggregated on full weeks only. All usage for a week is attributed to the month of Sunday at the beginning of the week. For example, for a week starting on Jan. 31<sup>st</sup>, usage on Feb. 1<sup>st</sup> will be attributed to January since the week began in January.

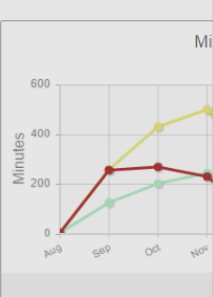
- You can edit this report to show usage from “Home Only” as well to promote home usage of the program.

## Usage Trend Report

Istation Reading results for **2nd Grade - 12**

at Thomas Jefferson Elementary - 2014/2015 School Year, School and Home

[Edit Report](#) [Save Report](#) [Print](#)



**Quick Report Builder** [Help Me Build a Report](#)

To build a report, select details from the tabs below and click 'Run Report'.

**Products & Reports** | **Options** | Targeted Users

Reporting Year: 2014/2015

Usage From: **School and Home**

[Run Report](#) [Cancel](#)

Usage Recommendations

- Tier 1 Good Usage ~130+ minutes per month
- Tier 2 Good Usage ~260+ minutes per month
- Tier 3 Good Usage ~390+ minutes per month

Student	Tier	Aug	Sep	Oct	Nov	Dec	Jan	Feb	Mar	Apr	May	Jun	Jul
Alexia													
Anastasia													
Brenda													
Carly													
Denarius	3		314	299	207	45	265	308	110	135	116		
Eileen	3		325	352	315	111	203	355	159	148	112		
Eugene	1		72	106	133	23	43	105	85	59	89		
Gabriel	3		224	326	296	36	210	303	135	126	102		
Gabriela	1		262	478	533	194	197	221	97	331	184		