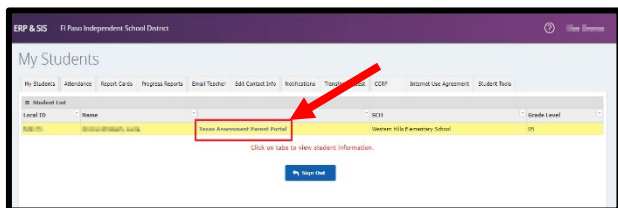


How to Access Student State Test Results


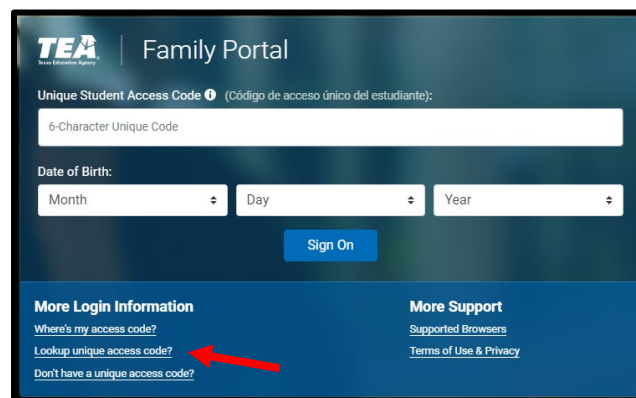
EPISD Parent Portal

1. Log in to the EPISD Parent Portal
<https://teams.episd.org/selfserve/EntryPointHomeAction.do?parent=true>
2. On the **My Students** tab, click on **Texas Assessment Parent Portal** for your testing student

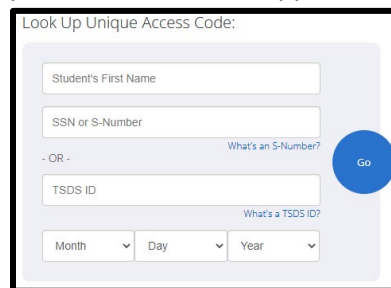


TexasAssessment.gov Family Portal

1. Visit TexasAssessment.gov and use the **Family Portal** window on the home page
2. If you have the Unique Student Access Code, enter it and the student's Date of Birth in the fields provided and click **Sign On**



3. If you do not know the Unique Student Access Code, click on **Lookup unique access code?**
4. Enter your child's First Name only, their SSN (no hyphens) or TSDS ID and birthday. Click **Go** and your child's code will appear



5. Click **Go** again to access your child's scores