































# WSB Target Occupations List (Hot Jobs) - FY2024

Occupation Title	Projected Employment Percent Change within 10 years	Total Annual Openings	Entry Wage	Experience Wage
<b>Construction</b>				
 Civil Engineers	14%	45	\$ 23.21	\$ 41.89
Security and Fire Alarm Systems Installers	14%	33	\$ 16.41	\$ 33.04
Operating and Other Construction Equipment Operators	16%	120	\$ 15.17	\$ 21.87
Electricians	21%	232	\$ 15.42	\$ 25.23
Plumbers, Pipefitters, and Steamfitters	21%	115	\$ 15.31	\$ 26.36
Heating, Air Conditioning, and Refrigeration Mechanics and Installers	12%	132	\$ 15.47	\$ 24.53
<b>Defense</b>				
Probation Officers and Correctional Treatment Specialists	13%	21	\$ 16.59	\$ 23.29
Fire Inspectors and Investigators	12%	28	\$ 16.49	\$ 22.75
Public Safety Telecommunicators	12%	27	\$ 15.67	\$ 19.75
 Detectives and Criminal Investigators	14%	216	\$ 29.01	\$ 49.36
<b>Education</b>				
Career/Technical Education Teachers, Postsecondary	8%	30	\$ 15.91	\$ 40.19
 Preschool/Kindergarten Teachers, Except Special Education	10%	59	\$ 23.52	\$ 28.73
 Elementary School Teachers, Except Special Education	10%	314	\$ 23.46	\$ 28.57
 Middle School Teachers, Except Special and Career/Technical Education	10%	178	\$ 23.50	\$ 28.84
 Secondary School Teachers, Except Special and Career/Technical Education	11%	272	\$ 23.84	\$ 29.57
 Special Education Teachers, Kindergarten and Elementary School	10%	30	\$ 24.37	\$ 28.87
 Special Education Teachers, Secondary School	10%	28	\$ 23.80	\$ 28.40
<b>Finance</b>				
 Claims Adjusters, Examiners, and Investigators	11%	22	\$ 19.49	\$ 37.86
 Compliance Officers	16%	209	\$ 20.57	\$ 43.34
 Accountants and Auditors	17%	193	\$ 20.75	\$ 39.42
 Budget Analyst/Financial Analyst	18%	53	\$ 23.81	\$ 42.53
Loan Officers	27%	51	\$ 14.28	\$ 33.31
<b>Human Resources</b>				
Human Resources Specialists	17%	113	\$ 16.16	\$ 30.77
<b>Information Technology</b>				
 Computer Systems Analysts	14%	30	\$ 26.15	\$ 45.43
 Computer Network Support Specialists	10%	16	\$ 20.37	\$ 32.81
 Network and Computer Systems Administrators	15%	45	\$ 26.10	\$ 43.04
 Software Developers and Software Quality Assurance Analysts and Testers	29%	88	\$ 26.51	\$ 48.15
<b>Manufacturing</b>				
 Electrical Engineers	11%	12	\$ 27.61	\$ 47.28
 Industrial Engineers	21%	26	\$ 25.76	\$ 45.11
Industrial Machinery Mechanics	22%	54	\$ 15.72	\$ 25.89
Electrical and Electronics Repairers, Commercial and Industrial Equipment	17%	21	\$ 15.17	\$ 26.48
Mobile Heavy Equipment Mechanics, Except Engines	14%	60	\$ 17.68	\$ 26.68

## WSB Target Occupations List (Hot Jobs) - FY2024

<b>Marketing</b>					
Public Relations Specialists	25%	65	\$ 16.51	\$	30.95
<b>Medical and Health</b>					
Child, Family, and School Social Workers	13%	41	\$ 16.15	\$	25.71
Healthcare Social Workers	17%	45	\$ 16.86	\$	30.58
Health Education Specialists	30%	26	\$ 15.69	\$	28.65
 Occupational Health and Safety Specialists	15%	22	\$ 19.11	\$	36.06
 Respiratory Therapists	32%	35	\$ 25.27	\$	33.81
Substance Abuse, Behavioral Disorder, and Mental Health Counselors	28%	51	\$ 15.11	\$	26.27
 Registered Nurses	16%	469	\$ 27.95	\$	40.57
 Dental Hygienists	27%	14	\$ 28.33	\$	37.17
 Radiologic Technologists and Technicians	17%	48	\$ 23.89	\$	33.88
 Surgical Technologists	12%	27	\$ 18.09	\$	26.29
 Licensed Practical and Licensed Vocational Nurses	20%	196	\$ 19.27	\$	24.81
 Medical Dosimetrists, Medical Records Specialists, and Health Technologists and T	18%	112	\$ 45.53	\$	61.20
Occupational Therapy Assistants	38%	21	\$ 18.35	\$	34.81
Physical Therapist Assistants	38%	38	\$ 20.98	\$	36.20
<b>Transportation and Logistics</b>					
 Logisticians	46%	66	\$ 19.93	\$	38.76
<b>Other</b>					
General and Operations Managers	20%	513	\$ 15.80	\$	52.94
 Management Analysts	29%	78	\$ 26.05	\$	47.90
Paralegals and Legal Assistants	20%	51	\$ 15.88	\$	25.11
 Operations Research Analysts	43%	19	\$ 23.10	\$	42.95

 Hottest Occupations are in top wage quartiles & entry wages are at or above the WSB living Wage (\$17.24)